






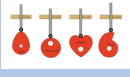





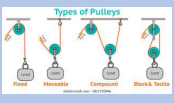

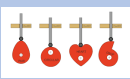


# DT

Cycle A	Year	Term 1	Term 2	Term 3	Term 4	Term 5	Term 6
	R						Cooking 
	1		Cooking 		What is DT Structures		Wheels 
	2/3	Cooking (Year 2)	Levers 		Cooking (Year 3) 		App Control
	4/5		Paper circuits		Pneumatics	Cooking (Year 4) 	Cooking (Year 5) 
	6		Electronic motors		Cams 		Cooking Bread

Cycle A	Year	Term 1	Term 2	Term 3	Term 4	Term 5	Term 6
	R						Cooking 
	1		Cooking 		What is DT Structures		Wheels 
	2/3	Cooking (Year 2)	Shells 		Cooking (Year 3)		Frames 
	4/5			Pulleys and Gears 		Cooking (Year 4) Arch Structures	Cooking (Year 5) 
	6		Electronic motors		Cams 		Cooking Bread