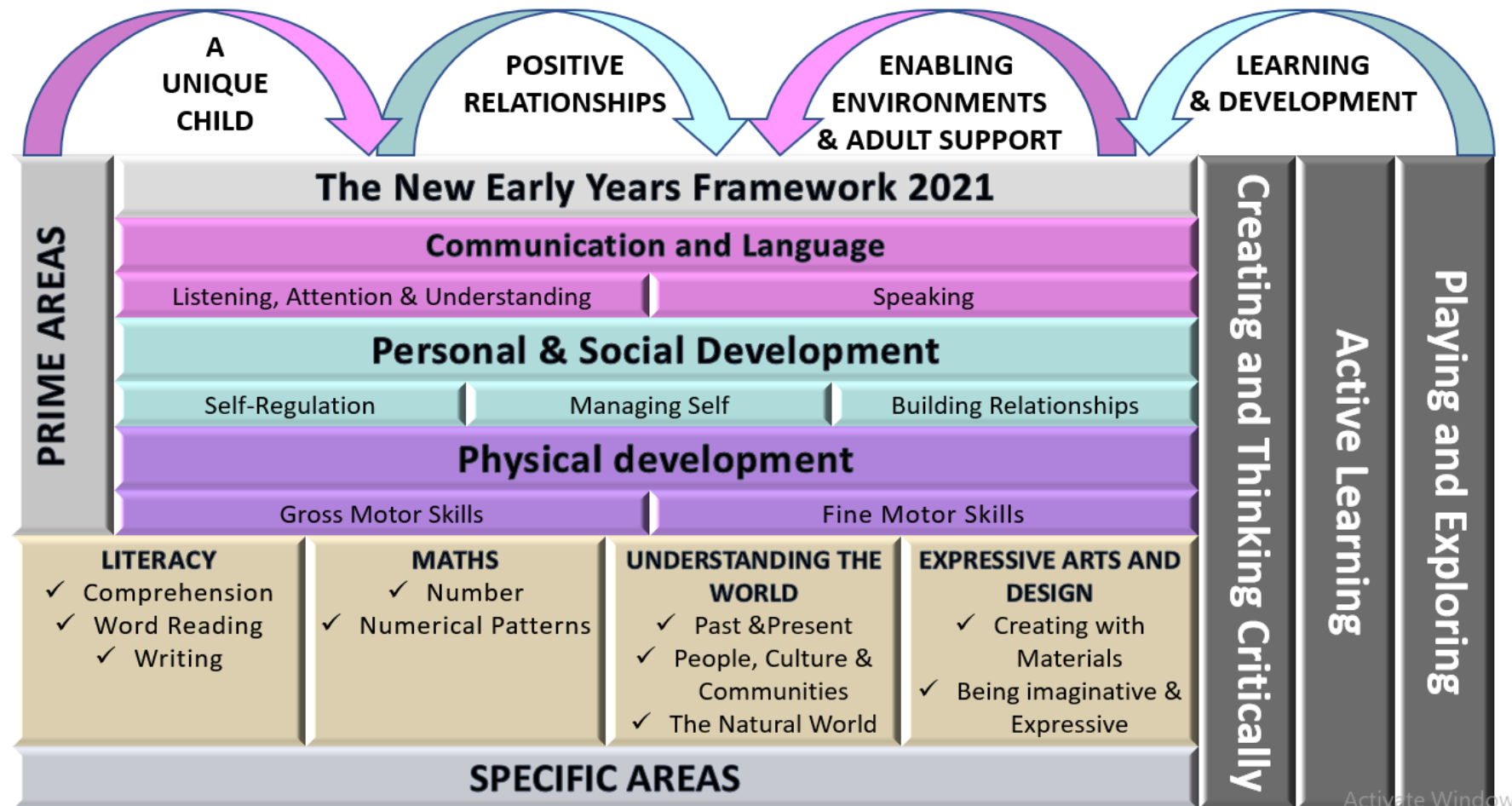


RECEPTION LONG TERM PLAN 22-23

"We understand and appreciate the importance of the outdoor environment for our children. It is a continuation of our indoor provision and it will be used at every opportunity. At Rodmersham, we provide our children with opportunities to develop their gross motor skills, to deepen their imaginations and also their sense of curiosity. We want the children to feel safe and secure at all times and ensure that our safeguarding procedures are rigorous and kept up to date. Communication is important to us and we greatly value the relationship that we develop with parents throughout this vital year."
Rodmersham School.

"Children will an abundance of opportunities to learn through play. We will ensure that learning will be fun, engaging and we will challenge and support all children wherever their starting point. As an EYFS team and effective role models, we will provide high quality interactions in order to develop and deepen the children's learning opportunities. We will deliver our curriculum through a balance of adult led and child-initiated activities based on the EYFS Framework & children's interests."



RECEPTION LONG TERM PLAN 23-24



AUTUMN 1

AUTUMN 2

SPRING 1

SPRING 2

SUMMER 1

SUMMER 2

GENERAL THEMES

ALL ABOUT ME!

IN THE WOODS!

ONCE UPON A TIME!

GROWING UP!

TRAVEL ACROSS THE GLOBE!

BESIDE THE SEASIDE!

NB: THESE THEMES MAY BE ADAPTED AT VARIOUS POINTS TO ALLOW FOR CHILDREN'S INTERESTS TO FLOW THROUGH THE PROVISION
WELL-BEING & BEHAVIOUR FOR LEARNING

Starting school / my new class / New Beginnings
My environment
School community
People who help us / Careers
Staying healthy / Food / How have I changed?
My family / PSED focus
What am I good at?
How do I make others feel?
Being kind / staying safe

Autumn and seasons
Owls
Hedgehogs
Bears
Habitats
What happens in the woods
Hibernation
Day and night animals
Letters to Farther Christmas
Christmas cards
Nativity
Panto

Traditional Tales
Little Red Hen
Old favorites
Familiar tales
Gingerbread Man
Goldilocks
3 little Pigs
Castles
Chinese New Year and compare with how we celebrate new Year

Plants & Flowers
Weather / seasons
The great outdoors
Planting seeds
Reduce, Reuse & Recycle
Human body
How have I changed
Life cycles
Plants and animals around the world

Around the Town
How do I get there?
Where in the world have you been?
Where do we live in the UK / world?
What would it be like to live somewhere else?
Other Countries
Famous explorers
Vehicles past and Present
Design your own transport!

Under the sea
Off on holiday / clothes
Where in the world shall we go?
Send me a postcard!
Marine life
Fossils – Mary Anning
Seasides in the past
Compare: Now and then!
Seaside art
Pirates

POSSIBLE TEXTS

You Choose
Super Duper You
The Colour Monster
The Big Book of Families
Fair Shares
Peace at last
The Perfect fit
Pumpkin Soup
Pattan's Pumpkin

Owl Babies
Argh Spider
Non-fiction books on animas
A stroll through the seasons
Tree, Seasons come and seasons go
Nativity Story
We going on a bear hunt
Gruffulo's child
Rama and Sita

The Jolly Postman
Goldilocks
Farmer Duck
Hansel & Gretel
The Ugly Duckling
Christmas Story / Nativity
Three little Pigs
Shhh
Castle books/pictures

The Tiny Seed
Oliver's Vegetables
Jack and the Beanstalk
One Plastic Bag
Human body- non fiction
Hungry caterpillar
My bean diary
Slow down
The body book

Mrs. Armitage on wheels
A ticket around the world
Handa's Surprise
Mr. Gumpy's Outing
The Train Ride
Amelia Earhart
Famous explorers
Beegu
Oi! Get off my train!
On the way home

Lighthouse Keeper's Lunch
Under the Sea Non – Fiction
Octopus Shocktapus
P is for Passport
The snail and the whale
Zoom
Passport to Paris
World Atlases
Tiddler
Rainbow fish

'WOW' MOMENTS

All about me- introducing ourselves and sharing transition boxes
Harvest Time
Birthdays
Favourite Songs
Explore my school
Halloween
What do I want to be when I grow up? Video for parents.

Guy Fawkes / Bonfire Night
Christmas Time / Nativity
Diwali
Hannukah
Black History Month
Remembrance day
Wood walks
Children in Need
Anti- Bullying Week

Pancake Day
Chinese New Year
Valentine's Day
Internet Safety Day
House experiments
Acting out a fairy tales
Studying Castles


Planting seeds
Easter time
Mother's Day
Pet Caterpillars
International Women's Day
World book day
Eater Egg Hunt

Post a letter
Food tasting – different cultures
Sittingbourne Heritage Museum
Start of Ramadan
Eid
Train Ride
Road safety

Visit to the beach
Under the Sea – singing songs and sea shanties
Fossil hunting
Father's Day
Transition week
Sports day
Forest School

RECEPTION LONG TERM PLAN 23-24

	AUTUMN 1	AUTUMN 2	SPRING 1	SPRING 2	SUMMER 1	SUMMER 2
GENERAL THEMES	ALL ABOUT ME!	IN THE WOODS!	ONCE UPON A TIME!	GROWING UP!	ACROSS THE GLOBE!	BESIDE THE SEASIDE!



Characteristics of Effective Learning

Playing and exploring: - Children investigate and experience things, and 'have a go'. Children who actively participate in their own play develop a larger store of information and experiences to draw on which positively supports their learning

Active learning: - Children concentrate and keep on trying if they encounter difficulties. They are proud of their own achievements. For children to develop into self-regulating, lifelong learners they are required to take ownership, accept challenges and learn persistence.

Creating and thinking critically: - Children develop their own ideas and make links between these ideas. They think flexibly and rationally, drawing on previous experiences which help them to solve problems and reach conclusions.

Unique Child: Every child is unique and has the potential to be resilient, capable, confident and self-assured.

Positive Relationships: Children flourish with warm, strong & positive partnerships between all staff and parents/carers. This promotes independence across the EYFS curriculum. Children and practitioners are NOT alone – embrace each community.

Enabling environments: Children learn and develop well in safe and secure environments where routines are established and where adults respond to their individual needs and passions and help them to build upon their learning over time.

Learning and Development: Children develop and learn at different rates (not in different ways as it stated 2017). We must be aware of children who need greater support than others.

PLAY: At Rodmersham School, we understand that children learn best when they are absorbed, interested and active. We understand that active learning involves other children, adults, objects, ideas, stimuli and events that aim to engage and involve children for sustained periods. We believe that Early Years education should be as practical as possible and therefore, we are proud that our EYFS setting has an underlying ethos of 'Learning through play. PLAY is essential for children's development across all areas. Play builds on children's confidence as they learn to explore, to relate to others around them and develop relationships, set their own goals and solve problems. Children learn by leading their own play and by taking part in play which is guided by adults.'. EYFS Team

We will ensure that all children learn and develop well and are kept healthy and safe at ALL times.



The ultimate purpose of education, for adults and children, is to help them cultivate love, which is both an aesthetic and rational experience.

RECEPTION LONG TERM PLAN 23-24

	AUTUMN 1	AUTUMN 2	SPRING 1	SPRING 2	SUMMER 1	SUMMER 2
GENERAL THEMES	ALL ABOUT ME!	IN THE WOODS!	ONCE UPON A TIME!	GROWING UP!	ACROSS THE GLOBE!	BESIDE THE SEASIDE!
OUR VALUES ASSEMBLIES PICTURE NEWS	<p>Mutual respect</p> <p>We are all unique. We respect differences between different people and their beliefs in our community, in this country and all around the world. All cultures are learned, respected, and celebrated.</p>	<p>Mutual Tolerance</p> <p>Everyone is valued, all cultures are celebrated and we all share and respect the opinions of others.</p> <p>Mutual tolerance of those with different faiths and beliefs and for those without faith.</p>	<p>Rule of law</p> <p>We all know that we have rules at school that we must follow. We know who to talk to if we do not feel safe. We know right from wrong. We recognise that we are accountable for our actions. We must work together as a team when it is necessary.</p>	<p>Individual liberty</p> <p>We all have the right to have our own views. We are all respected as individuals. We feel safe to have a go at new activities. We understand and celebrate the fact that everyone is different.</p>	<p>Democracy</p> <p>We all have the right to be listened to. We respect everyone and we value their different ideas and opinions. We have the opportunity to play with who we want to play with. We listen with intrigue and value and respect the opinions of others.</p>	<p>Recap all British Values</p> <p>Fundamental British Values underpin what it is to be a citizen in a modern and diverse Great Britain valuing our community and celebrating diversity of the UK. Fundamental British Values are not exclusive to being British and are shared by other democratic countries.</p>
ASSESSMENT OPPORTUNITIES	Analyse Nursery Assessments National Baseline data by end of term Set up Tapestry Phonics Assessment Reading Assessment	Baseline analysis Pupil progress meetings Parents evening Interventions Tapestry analysis	Tapestry Analysis Interventions Phonics Assessment Reading assessment	Parents evening Tapestry Analysis Interventions	Tapestry Analysis Interventions Reading Assessment Phonics Assessment	Reports Data analysis Tapestry Analysis Interventions
PARENTAL INVOLVEMENT	Staggered Start Harvest Assembly Phonics workshop	Nativity Panto Parents Evening	Open Afternoon Parent story time	Easter Parents Evening	Open Afternoon Picnic in the park	Sports Day Meet the Teacher

We recognise that all children are unique and special.

RECEPTION LONG TERM PLAN 23-24

	AUTUMN 1	AUTUMN 2	SPRING 1	SPRING 2	SUMMER 1	SUMMER 2
GENERAL THEMES	ALL ABOUT ME!	IN THE WOODS!	ONCE UPON A TIME!	GROWING UP!	ACROSS THE GLOBE!	BESIDE THE SEASIDE!
COMMUNICATION AND LANGUAGE	<p>The development of children's spoken language underpins all seven areas of learning and development. Children's back-and-forth interactions from an early age form the foundations for language and cognitive development. The number and quality of the conversations they have with adults and peers throughout the day in a language-rich environment is crucial. By commenting on what children are interested in or doing, and echoing back what they say with new vocabulary added, practitioners will build children's language effectively. Reading frequently to children, and engaging them actively in stories, non-fiction, rhymes and poems, and then providing them with extensive opportunities to use and embed new words in a range of contexts, will give children the opportunity to thrive. Through conversation, story-telling and role play, where children share their ideas with support and modelling from their teacher, and sensitive questioning that invites them to elaborate, children become comfortable using a rich range of vocabulary and language structures.</p> <p>Talk to parents about what language they speak at home, try and learn a few key words and celebrate multilingualism in your setting.</p>					
Whole EYFS Focus – C&L is developed throughout the year through high quality interactions, daily group discussions, sharing circles, PSHE times, stories, singing, speech and language interventions, Pie Corbett T4W actions, EYFS productions, assemblies and weekly interventions.	<p>Welcome to EYFS Settling in activities Making friends Children talking about experiences that are familiar to them What are your passions / goals / dreams? This is me! Rhyming and alliteration Familiar Print Sharing facts about me! All about me! Model talk routines through the day. For example, arriving in school: "Good morning, how are you?"</p>	<p>Tell me a story! Settling in activities Develop vocabulary Discovering Passions Tell me a story - retelling stories Story language Word hunts Listening and responding to stories Following instructions Takes part in discussion Understand how to listen carefully and why listening is important. Use new vocabulary through the day. Choose books that will develop their vocabulary.</p>	<p>Tell me why! Using language well Ask's how and why questions... Discovering Passions Retell a story with story language Story invention – talk it! Ask questions to find out more and to check they understand what has been said to them. Describe events in some detail. Listen to and talk about stories to build familiarity and understanding. Learn rhymes, poems and songs.</p>	<p>Talk it through! Settling in activities Describe events in detail – time connectives Discovering Passions Understand how to listen carefully and why listening is important. Use picture cue cards to talk about an object: "What colour is it? Where would you find it? Sustained focus when listening to a story</p>	<p>What happened? Settling in activities Discovering Passions Re-read some books so children learn the language necessary to talk about what is happening in each illustration and relate it to their own lives</p>	<p>Time to share! Show and tell Weekend news Discovering Passions Read aloud books to children that will extend their knowledge of the world and illustrate a current topic. Select books containing photographs and pictures, for example, places in different weather conditions and seasons.</p>
DAILY STORY TIME						

We understand that children will make progress at different times. There is no right time... they will progress when they are ready.

RECEPTION LONG TERM PLAN 23-24

	AUTUMN 1	AUTUMN 2	SPRING 1	SPRING 2	SUMMER 1	SUMMER 2
GENERAL THEMES	ALL ABOUT ME!	IN THE WOODS!	ONCE UPON A TIME!	GROWING UP!	ACROSS THE GLOBE!	BESIDE THE SEASIDE!
PERSONAL, SOCIAL AND EMOTIONAL DEVELOPMENT	Children's personal, social and emotional development (PSED) is crucial for children to lead healthy and happy lives , and is fundamental to their cognitive development. Underpinning their personal development are the important attachments that shape their social world . Strong, warm and supportive relationships with adults enable children to learn how to understand their own feelings and those of others . Children should be supported to manage emotions, develop a positive sense of self, set themselves simple goals, have confidence in their own abilities, to persist and wait for what they want and direct attention as necessary. Through adult modelling and guidance, they will learn how to look after their bodies, including healthy eating , and manage personal needs independently. Through supported interaction with other children, they learn how to make good friendships, co-operate and resolve conflicts peaceably. These attributes will provide a secure platform from which children can achieve at school and in later life .					
MANAGING SELF SELF - REGULATION	<p>New Beginnings See themselves as a valuable individual.</p> <p>Being me in my world Class Rule Rules and Routines Supporting children to build relationships Dreams and Goals</p>	<p>Getting on and falling out. How to deal with anger Emotions</p> <p>Self - Confidence Build constructive and respectful relationships. Ask children to explain to others how they thought about a problem or an emotion and how they dealt with it.</p>	<p>Good to be me Feelings Learning about qualities and differences</p> <p>Celebrating differences Identify and moderate their own feelings socially and emotionally.</p> <p>Encourage them to think about their own feelings and those of others by giving explicit examples of how others might feel in particular scenarios</p>	<p>Relationships What makes a good friend? Healthy me</p> <p>Random acts of Kindness Looking after pets Looking After our Planet Give children strategies for staying calm in the face of frustration. Talk them through why we take turns, wait politely, tidy up after ourselves and so on</p>	<p>Looking after others Friendships Dreams and Goals Show resilience and perseverance in the face of challenge.</p> <p>Discuss why we take turns, wait politely, tidy up after ourselves and so on.</p>	<p>Taking part in sports day - Winning and loosing Changing me</p> <p>Look how far I've come! Model positive behaviour and highlight exemplary behaviour of children in class, narrating what was kind and considerate about the behaviour.</p>
LINK TO BEHAVIOUR FOR LEARNING	<p>Show an understanding of their own feelings and those of others, and begin to regulate their behaviour accordingly. Set and work towards simple goals, being able to wait for what they want and control their immediate impulses when appropriate. Give focused attention to what the teacher says, responding appropriately even when engaged in activity, and show an ability to follow instructions involving several ideas or actions.</p> <ul style="list-style-type: none"> ✓ Controlling own feelings and behaviours ✓ Applying personalised strategies to return to a state of calm ✓ Being able to curb impulsive behaviours ✓ Being able to concentrate on a task ✓ Being able to ignore distractions ✓ Behaving in ways that are pro-social <ul style="list-style-type: none"> ✓ Planning ✓ Thinking before acting ✓ Delaying gratification ✓ Persisting in the face of difficulty. 			<p><i>"Self-regulatory skills can be defined as the ability of children to manage their own behaviour and aspects of their learning. In the early years, efforts to develop self-regulation often seek to improve levels of self-control and reduce impulsivity. Activities typically include supporting children in articulating their plans and learning strategies and reviewing what they have done."</i> Education Endowment Foundation.</p> <p><i>We understand that children develop in individual ways and at varying rates – physically, cognitively, linguistically, socially and emotionally.</i></p>		

RECEPTION LONG TERM PLAN 23-24

	AUTUMN 1	AUTUMN 2	SPRING 1	SPRING 2	SUMMER 1	SUMMER 2
GENERAL THEMES	ALL ABOUT ME!	IN THE WOODS!	ONCE UPON A TIME!	GROWING UP!	ACROSS THE GLOBE!	BESIDE THE SEASIDE!
PHYSICAL DEVELOPMENT	Physical activity is vital in children's all-round development, enabling them to pursue happy, healthy and active lives . Gross and fine motor experiences develop incrementally throughout early childhood, starting with sensory explorations and the development of a child's strength, co-ordination and positional awareness through tummy time, crawling and play movement with both objects and adults. By creating games and providing opportunities for play both indoors and outdoors, adults can support children to develop their core strength, stability, balance, spatial awareness , co-ordination and agility. Gross motor skills provide the foundation for developing healthy bodies and social and emotional well-being. Fine motor control and precision helps with hand-eye co-ordination , which is later linked to early literacy . Repeated and varied opportunities to explore and play with small world activities, puzzles, arts and crafts and the practice of using small tools, with feedback and support from adults, allow children to develop proficiency, control and confidence .					
FINE MOTOR	Threading, cutting, weaving, playdough, Fine Motor activities. Manipulate objects with good fine motor skills Draw lines and circles using gross motor movements Hold pencil/paint brush beyond whole hand grasp Pencil Grip Dough disco Write Dance	Threading, cutting, weaving, playdough, Fine Motor activities. Develop muscle tone to put pencil pressure on paper Use tools to effect changes to materials Show preference for dominant hand Engage children in structured activities: guide them in what to draw, write or copy. Teach and model correct letter formation. Dough Disco Write Dance	Threading, cutting, weaving, playdough, Fine Motor activities. Begin to form letters correctly Handle tools, objects, construction and malleable materials with increasing control Encourage children to draw freely. Holding Small Items / Button Clothing / Cutting with Scissors Dough Disco Write Dance	Threading, cutting, weaving, playdough, Fine Motor activities. Hold pencil effectively with comfortable grip Forms recognisable letters most correctly formed Dough Disco Write Dance	Threading, cutting, weaving, playdough, Fine Motor activities. Develop pencil grip and letter formation continually Use one hand consistently for fine motor tasks Cut along a straight line with scissors / Start to cut along a curved line, like a circle / Draw a cross Dough Disco Write Dance	Threading, cutting, weaving, playdough, Fine Motor activities. Form letters correctly Copy a square Begin to draw diagonal lines, like in a triangle / Start to colour inside the lines of a picture Start to draw pictures that are recognisable / Build things with smaller linking blocks, such as Duplo or Lego Dough Disco Write Dance
GROSS MOTOR	Cooperation games i.e. parachute games. Bikability Different ways of moving to be explored with children Help individual children to develop good personal hygiene. Acknowledge and praise their efforts. Provide regular reminders about thorough handwashing and toileting.	Dance and explore different movements- children moving with confidence Provide opportunities for children to, spin, rock, tilt, fall, slide and bounce. Provide a range of wheeled resources for children to balance, sit or ride on, or pull and push. Two-wheeled balance bikes and pedal bikes without stabilizers, skateboards, wheelbarrows, prams and carts	Ball skills- throwing and catching. Ensure that spaces are accessible to children with varying confidence levels, skills and needs. Provide a wide range of activities to support a broad range of abilities.	Ball skills- aiming, dribbling, pushing, throwing & catching, patting, or kicking Introduce ball games promoting teamwork Use picture books and other resources to explain the importance of the different aspects of a healthy lifestyle.	Gymnastics and Balance- children moving with confidence Provide opportunities for children to, spin, rock, tilt, fall, slide and bounce. Obstacle activities in Outside area children moving over, under, through and around equipment Encourage children to be highly active and get out of breath several times every day.	Races / team games involving gross motor movements Forest School- practicing climbing and gross motor skills such as swinging tying, pulling etc. Allow less competent and confident children to spend time initially observing and listening, without feeling pressured to join in.
WEEKLY YOGA LESSON	<p>From Development Matters</p> <p>Revise and refine the fundamental movement skills they have already acquired: - rolling - crawling - walking - jumping - running - hopping - skipping - climbing</p> <p>Progress towards a more fluent style of moving, with developing control and grace.</p> <p>Develop the overall body strength, co-ordination, balance and agility needed to engage successfully with future physical education sessions and other physical disciplines including dance, gymnastics, sport and swimming.</p> <p>Develop their small motor skills so that they can use a range of tools competently, safely and confidently. Suggested tools: pencils for drawing and writing, paintbrushes, scissors, knives, forks and spoons.</p> <p>Use their core muscle strength to achieve a good posture when sitting at a table or sitting on the floor.</p> <p>Confidently and safely use a range of large and small apparatus indoors and outside, alone and in a group. Develop overall body-strength, balance, co-ordination and agility.</p> <p>Further develop and refine a range of ball skills including: throwing, catching, kicking, passing, batting, and aiming. Develop confidence, competence, precision and accuracy when engaging in activities that involve a ball.</p>					

All these ideas will be revisited each term. Children need time to practice and consolidate. Repetition is a good thing.

RECEPTION LONG TERM PLAN 23-24

	AUTUMN 1	AUTUMN 2	SPRING 1	SPRING 2	SUMMER 1	SUMMER 2
GENERAL THEMES	ALL ABOUT ME!	IN THE WOODS!	ONCE UPON A TIME!	GROWING UP!	ACROSS THE GLOBE!	BESIDE THE SEASIDE!
LITERACY	It is crucial for children to develop a life-long love of reading . Reading consists of two dimensions: language comprehension and word reading . Language comprehension (necessary for both reading and writing) starts from birth. It only develops when adults talk with children about the world around them and the books (stories and non-fiction) they read with them, and enjoy rhymes, poems and songs together . Skilled word reading, taught later, involves both the speedy working out of the pronunciation of unfamiliar printed words (decoding) and the speedy recognition of familiar printed words . Writing involves transcription (spelling and handwriting) and composition (articulating ideas and structuring them in speech, before writing)					
COMPREHENSION - DEVELOPING A PASSION FOR READING Children will take home reading books weekly	Joining in with rhymes and showing an interest in stories with repeated refrains. Environment print. Having a favourite story/rhyme. Understand the five key concepts about print: - print has meaning - print can have different purposes - we read English text from left to right and from top to bottom - the names of the different parts of a book Sequencing familiar stories through the use of pictures to tell the story. Recognising initial sounds. Name writing activities. Engage in extended conversations about stories, learning new vocabulary.	Retell stories related to events through acting/role play. Christmas letters/lists. Retelling stories using images. Pie Corbett Actions to retell the story – Story Maps. Retelling of stories. Editing of story maps and orally retelling new stories. Non-Fiction Focus Retelling of stories. Sequence story – use vocabulary of beginning, middle and end. Introduce Might writer to tell simple stories Blend sounds into words, so that they can read short words made up of known letter– sound correspondences. Enjoys an increasing range of books	Making up stories with themselves as the main character – Using Might Writer. Encourage children to record stories through picture drawing/mark making for LAs. Read simple phrases and sentences made up of words with known letter– sound correspondences and, where necessary, a few exception words. Read a few common exception words matched to RWI. Make the books available for children to share at school and at home. Avoid asking children to read books at home they cannot yet read	Information leaflets about plants and growing. Re-read books to build up their confidence in word reading, their fluency and their understanding and enjoyment. World Book Day Caterpillar timeline Uses vocabulary and forms of speech that are increasingly influenced by their experiences of books. They develop their own narratives and explanations by connecting ideas or events	Stories from other cultures and traditions Retell a story with actions and / or picture prompts as part of a group - Use story language when acting out a narrative. Rhyming words. Can explain the main events of a story - Can draw pictures of characters/ event / setting in a story. May include labels, sentences or captions.	Can draw pictures of characters/ event / setting in a story Listen to stories, accurately anticipating key events & respond to what they hear with relevant comments, questions and reactions. Make predictions Beginning to understand that a non-fiction is a non-story- it gives information instead. Fiction means story. - Can point to front cover, back cover, spine, blurb, illustration, illustrator, author and title. Sort books into categories.
WORD READING Children will be using the Monster Phonics programme to teach reading, spelling and writing skills	Phonic Sounds: Monster Phonics term 1 Reading: Initial sounds, oral blending, CVC sounds, reciting know stories, listening to stories with attention and recall. Help children to read the sounds speedily. This will make sound-blending easier Listen to children read aloud, ensuring books are consistent with their developing phonic knowledge	Phonic Sounds: Monster Phonics term 2 Reading: Blending CVC sounds, rhyming, alliteration, knows that print is read from left to right. Spotting diagraphs in words. Show children how to touch each finger as they say each sound. For exception words such as 'the' and 'said', help children identify the sound that is tricky to spell.	Phonic Sounds: Monster Phonics term 3 Reading: Rhyming strings, common theme in traditional tales, identifying characters and settings. Help children to become familiar with letter groups, such as 'th', 'sh', 'ch', 'ee' 'or' 'igh'. Provide opportunities for children to read words containing familiar letter groups: 'that', 'shop', 'chin', 'feet', 'storm', 'night'.	Phonic Sounds: Monster Phonics Term 4 Reading: Story structure-beginning, middle, end. Innovating and retelling stories to an audience, non-fiction books. Listen to children read some longer words made up of letter-sound correspondences they know: 'rabbit', 'himself', 'jumping'. Children should not be required to use other strategies to work out words.	Phonic Sounds: Monster Phonics Term 5 Reading: Non-fiction texts, Internal blending, Naming letters of the alphabet. Distinguishing capital letters and lower case letters. Note correspondences between letters and sounds that are unusual or that they have not yet been taught, such as 'do', 'said', 'were'.	Phonic Sounds: Monster Phonics Term 6 Reading: Reading simple sentences with fluency. Reading CVCC and CCVC words confidently. End of term assessments Transition work with Year 1 staff

We will provide experiences which build on children's existing knowledge and understanding in order to challenge, stimulate and extend their learning and development

RECEPTION LONG TERM PLAN 23-24

	AUTUMN 1	AUTUMN 2	SPRING 1	SPRING 2	SUMMER 1	SUMMER 2
GENERAL THEMES	ALL ABOUT ME!	IN THE WOODS!	ONCE UPON A TIME!	GROWING UP!	ACROSS THE GLOBE!	BESIDE THE SEASIDE!
WRITING	Texts as a Stimulus: Nursery Rhymes Re-telling the story	Texts as a Stimulus: Owl Babies Dear Father Christmas Re-telling the story	Texts as a Stimulus: The Gingerbread Man Three Billy Goats Gruff Re-telling the story	Texts as a Stimulus: Jack and the Bean stalk Hungry Caterpillar Re-telling the story	Texts as a Stimulus: Mr. Grumpy's Outing Handa's surprise Re-telling the story	Texts as a Stimulus: Big Blue Whale Clean Up! Re-telling the story
	You Choose – Create an I wish picture / make marks Label characters Draw themselves	Writing a sentence – describing a character Letter to Father Christmas	Create a wanted poster to catch the troll Sequence the story Speech bubbles	Write a sentences describing foods. Using adjectives Bean Diary Using speech bubbles	Writing with a question mark or exclamation mark Writing instructions for a recipe for fruit salad	Recount a trip to the seaside on a postcard Non-chronological report about an animal
	Dominant hand, tripod grip, mark making, giving meaning to marks and labelling. Shopping lists, Writing initial sounds and simple captions. Use initial sounds to label characters / images. Silly soup. Names Labels. Captions Lists Diagrams Messages – Create a Message centre!	Name writing, labelling using initial sounds, story scribing. Retelling stories in writing area, instructions for porridge. Help children identify the sound that is tricky to spell. Sequence the story Write a sentence	Writing some of the tricky words such as I, me, my, like, to, the. Writing CVC words, Labels using CVC, CVCC, CCVC words. Guided writing based around developing short sentences in a meaningful context. Create a story board.	Creating own story maps, writing captions and labels, writing simple sentences. Writing short sentences to accompany story maps. Order the Easter story. Labels and captions – life cycles Recount – A trip to the park Character descriptions. Write 2 sentences	Handa's Surprise (Journey story) Retell the story in own words / reverse the journey Describe each animals Write new version Writing recipes, lists. Writing for a purpose in role play using phonetically plausible attempts at words, beginning to use finger spaces. Form lower-case and capital letters correctly. Rhyming words.	Story writing, writing sentences using a range of tricky words that are spelt correctly. Beginning to use full stops, capital letters and finger spaces. Innovation of familiar texts Using familiar texts as a model for writing own stories. Character description – Rainbow Fish Write three sentences – B, M & E.
TFW USED AS STIMULUS ACROSS THE YEAR TEXTS MAY DUE T CHILDREN'S INTERESTS We only ask children to write sentences when they have sufficient knowledge of letter-sound correspondences.						

RECEPTION LONG TERM PLAN 23-24

	AUTUMN 1	AUTUMN 2	SPRING 1	SPRING 2	SUMMER 1	SUMMER 2
GENERAL THEMES	ALL ABOUT ME	IN THE WOODS	ONCE UPON A TIME	GROWING UP	ACROSS THE GLOBE	BESIDE THE SEASIDE
MATHS	<p>Developing a strong grounding in number is essential so that all children develop the necessary building blocks to excel mathematically. Children should be able to count confidently, develop a deep understanding of the numbers to 10, the relationships between them and the patterns within those numbers. By providing frequent and varied opportunities to build and apply this understanding - such as using manipulatives, including small pebbles and tens frames for organising counting - children will develop a secure base of knowledge and vocabulary from which mastery of mathematics is built. In addition, it is important that the curriculum includes rich opportunities for children to develop their spatial reasoning skills across all areas of mathematics including shape, space and measures. It is important that children develop positive attitudes and interests in mathematics, look for patterns and relationships, spot connections, 'have a go', talk to adults and peers about what they notice and not be afraid to make mistakes.</p>					
<p><i>At Rodmersham we use Mastering the Curriculum</i></p>	<p>Getting to know you Settling in- getting to know timetable- now and next, counting the class, where do things belong, positional language</p> <p>Just like me Match and sort, compare amounts, compare size mass and capacity, exploring pattern</p> <p>It's me 1, 2, 3! Representing 1, 2 and 3, Comparing 1,2 and 3, Composition of 1, 2 and 3</p>	<p>It's me 1,2,3! Cont. Circles and triangles, Positional language</p> <p>Light and dark Representing Numbers to 5, one more and less, Shapes with 4 sides, time</p>	<p>Alive in 5 Introducing zero, comparing numbers to 5, composition of 4 and 5, compare mass, compare capacity</p> <p>Growing 6, 7, 8 6,7 and 8, combing 2 amounts, making pairs</p>	<p>Growing 6, 7, 8 cont. Length and height, time</p> <p>Building 9 and 10 Counting to 9 and 10, Comparing numbers to 10, bonds to 10, 3d-shapes, spatial awareness, patterns</p>	<p>To 20 and beyond Building numbers beyond 10, counting beyond 10, spatial reasoning: match, rotate, manipulate</p> <p>First then now Adding more, taking away, Spatial reasoning: compose and decompose</p>	<p>Find my pattern Doubling, sharing and grouping, even and odd, Spatial reasoning: visualize and build</p> <p>On the move Deepening understanding, patterns and relationships, spatial reasoning: mapping</p>








	AUTUMN 1	AUTUMN 2	SPRING 1	SPRING 2	SUMMER 1	SUMMER 2
GENERAL THEMES	ALL ABOUT ME!	IN THE WOODS!	ONCE UPON A TIME!	GROWING UP!	ACROSS THE GLOBE!	BESIDE THE SEASIDE!
<p>UNDERSTANDING THE WORLD RE / FESTIVALS</p> <p>Our RE Curriculum enables children to develop a positive sense of themselves and others and learn how to form positive and respectful relationships.</p> <p>They will begin to understand and value the differences of individuals and groups within their own community.</p> <p>Children will have opportunity to develop their emerging moral and cultural awareness.</p>	<p>Understanding the world involves guiding children to make sense of their physical world and their community. The frequency and range of children's personal experiences increases their knowledge and sense of the world around them – from visiting parks, libraries and museums to meeting important members of society such as police officers, nurses and firefighters. In addition, listening to a broad selection of stories, non-fiction, rhymes and poems will foster their understanding of our culturally, socially, technologically and ecologically diverse world. As well as building important knowledge, this extends their familiarity with words that support understanding across domains. Enriching and widening children's vocabulary will support later reading comprehension.</p>					
	<p>Identifying their family. Sharing photos of their family and their relationship with them. Talk about what they do with their family and places they have been with their family. Can draw similarities and make comparisons between other families. Name and describe people who are familiar to them. Read fictional stories about families and start to tell the difference between real and fiction. Discuss celebrations in their homes and in special places they visit.</p> <p>Navigating themselves around the classroom and outdoor areas. Create treasure hunts to find places/ objects within our learning environment. Describe their immediate environment and key features in it..</p> <p>Children talk about their homes and what there is to do near their homes.</p> <p>Compare how time has changed, look at toys from the past and make comparisons</p>	<p>Can talk about what they have done with their families in the past.</p> <p>Trip to the orchard (to link with seasons); discuss what we will see on our journey to the woods and how we will get there.</p> <p>Explore the world around us and see how it changes as we enter Autumn. Listen to children describing and commenting on things they have seen whilst outside, including plants and animals.</p> <p>Identify nocturnal animals. Explore a range of woodland animals. Learn their names and label their body parts</p> <p>Use images, video clips, shared texts and other resources, including personal experience to bring the wider world into the classroom. Listen to what children say about what they see.</p> <p>Recognise that people have different beliefs and celebrate special times in different ways. Understand that there are a range of special places for people in our community.</p>	<p>Listening to stories and placing events in chronological order.</p> <p>Use world maps to show children where some stories are based. Use the Jolly Postman to draw information from a map and begin to understand why maps are so important to postmen.</p> <p>Introduce children to a range of fictional characters and creatures from stories and to begin to differentiate these characters from real people in their lives.</p> <p>Stranger danger (based on Jack and the beanstalk). Talking about occupations and how to identify strangers that can help them when they are in need.</p> <p>Share different cultures versions of famous fairy tales.</p> <p>Compare their homes with castles and where fictional characters live</p>	<p>Introduce the children to recycling and how it can take care of our world. Look at what rubbish can do to our environment and animals. Create opportunities to discuss how we care for the natural world around us.</p> <p>Change in living things – caterpillar life cycle</p> <p>Explore the world around us and see how it changes as we enter Summer. Provide opportunities for children to note and record the weather.</p> <p>Explore how we can look after plants and what do we need to make them grow.</p> <p>Introduce the human body and what happens to our bodies over time</p>	<p>Use Handa's Surprise to explore a different country.</p> <p>Discuss how they got to school and what mode of transport they used. Introduce the children to a range of transport and where they can be found. Look at the difference between transport in this country and one other country. Encourage the children to make simple comparisons. Share modes of transport from the past.</p> <p>Encourage the children to use navigational language using maps Introduce children to different occupations and how they use transport to help them in their jobs.</p> <p>Environments – Features of local environment maps of local are. Comparing places on Google Earth – how are they similar/different?</p> <p>Introduce children to significant figures who have travelled the globe and begin to understand that these events happened before they were born. Amelia Earhart, Christopher Columbus</p> <p>Can children differentiate between land and water?</p>	<p>To understand where dinosaurs are now and begin to understand that they were alive a very long time ago.</p> <p>Learn about what a palaeontologist is and how they explore really old artefacts. Introduce Mary Anning as the first female to find a fossil.</p> <p>Materials: Floating / Sinking – boat building Metallic / non-metallic objects</p> <p>Seaside long ago – compare</p> <p>Share non-fiction texts that offer an insight into contrasting environments.</p> <p>Listen to how children communicate their understanding of their own environment and contrasting environments through conversation and in play.</p> <p>Discuss how we can look after the world around us.</p>
		<p>Rosh Hashanah Yom Kippur Sukkot All Saints Day</p>	<p>Diwali Hannukah Christmas</p>	<p>Epiphany Ash Wednesday / Shrove Tuesday St David's Day Shivaratri</p>	<p>Holi Palm Sunday Passover Easter Start of Ramadan</p>	<p>Eid Shavuot</p>

RECEPTION LONG TERM PLAN 23-24

	AUTUMN 1	AUTUMN 2	SPRING 1	SPRING 2	SUMMER 1	SUMMER 2
GENERAL THEMES	ALL ABOUT ME!	IN THE WOODS!	ONCE UPON A TIME!	GROWING UP!	ACROSS THE GLOBE!	BESIDE THE SEASIDE!
EXPRESSIVE ARTS AND DESIGN	<p>The development of children's artistic and cultural awareness supports their imagination and creativity. It is important that children have regular opportunities to engage with the arts, enabling them to explore and play with a wide range of media and materials. The quality and variety of what children see, hear and participate in is crucial for developing their understanding, self-expression, vocabulary and ability to communicate through the arts. The frequency, repetition and depth of their experiences are fundamental to their progress in interpreting and appreciating what they hear, respond to and observe. Give children an insight into new musical worlds. Invite musicians in to play music to children and talk about it. Encourage children to listen attentively to music. Discuss changes and patterns as a piece of music develops.</p>					
<p><i>Painting, 3D modelling, messy play, collage, cutting, drama, role play, threading, moving to music, clay sculptures, following music patterns with instruments, singing songs linked to topics, making instruments, percussion.</i></p> <p><i>Children will have opportunities to learn and perform songs, nursery rhymes and poetry linked to their work / interests and passions.</i></p>	<p>Join in with songs, Sing call-and-response songs, so that children can echo phrases of songs you sing. Exploring sounds and how they can be changed, tapping out of simple rhythms.</p> <p>Beginning to mix colours, Draw self-portraits with a degree of accuracy, junk modelling, printing and taking picture of children's creations and record them explaining what they did. Building models from construction equipment</p> <p>Provide opportunities to work together to develop and realise creative ideas.</p> <p>Music with Mrs Stroud</p> <p>Cooking (fortnightly) Identifying a recipe, stirring, washing, spooning ingredients</p>	<p>Designing homes for hibernating animals.</p> <p>Children will select the tools and techniques they need to assemble materials that they are using e.g. creating animal masks</p> <p>Collage owls / Pinecone hedgehogs Firework pictures; investigating different marking lines such as waves and zig zags</p> <p>After close observation, draw pictures of the natural world, including animals and plants</p> <p>Listen to music and make their own dances in response.</p> <p>Christmas decorations, Christmas cards, Divas, Christmas songs/poems</p> <p>Music with Mrs Stroud</p> <p>Cooking (fortnightly) Weighing, cutting soft foods, mixing</p>	<p>Use different textures and materials to make houses for the three little pigs and bridges for the Three Billy Goats</p> <p>Making lanterns, Chinese writing, puppet making,</p> <p>Chinese music and composition</p> <p>Puppets Teach children different techniques for joining materials, such as how to use adhesive tape and different sorts of glue.</p> <p>Castle models</p> <p>Music with Mrs Stroud</p> <p>Cooking (fortnightly) Sieving, tearing and squashing</p>	<p>Make different textures; make patterns using different colours</p> <p>Children will explore ways to protect the growing of plants by designing scarecrows.</p> <p>Pastel drawings, printing, patterns on Easter eggs, Life cycles, Flowers-Sun flowers</p> <p>Mother's Day crafts Easter crafts Home Corner role play</p> <p>Still life of natural environment</p> <p>Music with Mrs Stroud</p> <p>Cooking (fortnightly) Hulling and picking</p>	<p>Design and make plane. Design and make objects they may need in the air, thinking about form and function.</p> <p>Learn a traditional African song and dance and perform it / Encourage children to create their own music.</p> <p>Junk modelling, houses, bridges boats and transport.</p> <p>Music with Mrs Stroud</p> <p>Cooking (fortnightly) Rollin, shaping and cutting dough</p>	<p>Sand pictures / Rainbow fish collages</p> <p>Lighthouse designs</p> <p>Paper plate jellyfish</p> <p>Salt dough fossils</p> <p>Water pictures, collage, shading by adding black or white, colour mixing for beach huts, making passports.</p> <p>Colour mixing – underwater pictures.</p> <p>Make a pirate ship for use in role play</p> <p>Music with Mrs Stroud</p> <p>Cooking (fortnightly) Breeding and flouring</p>

RECEPTION LONG TERM PLAN 23-24

EARLY LEARNING GOALS – FOR THE END OF THE YEAR - HOLISTIC / BEST FIT JUDGEMENT!

 COMMUNICATION AND LANGUAGE	 PERSONAL, SOCIAL, EMOTIONAL DEVELOPMENT	 PHYSICAL DEVELOPMENT	 LITERACY	 MATHS	 UNDERSTANDING THE WORLD	 EXPRESSIVE ARTS AND DESIGN
<p>ELG: Listening, Attention and Understanding</p> <p>Listen attentively and respond to what they hear with relevant questions, comments and actions when being read to and during whole class discussions and small group interactions</p> <p>Make comments about what they have heard and ask questions to clarify their understanding</p> <p>Hold conversation when engaged in back-and-forth exchanges with their teacher and peers</p> <p>ELG: Speaking</p> <p>Participate in small group, class and one-to-one discussions, offering their own ideas, using recently introduced vocabulary.</p> <p>Offer explanations for why things might happen, making use of recently introduced vocabulary from stories, non-fiction, rhymes and poems when appropriate.</p> <p>Express their ideas and feelings about their experiences using full sentences, including use of past, present and future tenses and making use of conjunctions, with modelling and support from their teacher.</p>	<p>ELG: Self-Regulation</p> <p>Show an understanding of their own feelings and those of others, and begin to regulate their behaviour accordingly.</p> <p>Set and work towards simple goals, being able to wait for what they want and control their immediate impulses when appropriate.</p> <p>Give focused attention to what the teacher says, responding appropriately even when engaged in activity, and show an ability to follow instructions involving several ideas or actions.</p> <p>ELG: Managing Self</p> <p>Be confident to try new activities and show independence, resilience and perseverance in the face of challenge.</p> <p>Explain the reasons for rules, know right from wrong and try to behave accordingly.</p> <p>Manage their own basic hygiene and personal needs, including dressing, going to the toilet and understanding the importance of healthy food choices.</p> <p>ELG: Building Relationships</p> <p>Work and play cooperatively and take turns with others.</p> <p>Form positive attachments to adults and friendships with peers;.</p> <p>Show sensitivity to their own and to others' needs.</p>	<p>ELG: Gross Motor Skills</p> <p>Negotiate space and obstacles safely, with consideration for themselves and others.</p> <p>Demonstrate strength, balance and coordination when playing.</p> <p>Move energetically, such as running, jumping, dancing, hopping, skipping and climbing.</p> <p>ELG: Fine Motor Skills</p> <p>Hold a pencil effectively in preparation for fluent writing – using the tripod grip in almost all cases.</p> <p>Use a range of small tools, including scissors, paint brushes and cutlery.</p> <p>Begin to show accuracy and care when drawing.</p>	<p>ELG: Comprehension</p> <p>Demonstrate understanding of what has been read to them by retelling stories and narratives using their own words and recently introduced vocabulary.</p> <p>Anticipate – where appropriate – key events in stories.</p> <p>Use and understand recently introduced vocabulary during discussions about stories, non-fiction, rhymes and poems and during role-play.</p> <p>ELG: Word Reading</p> <p>Say a sound for each letter in the alphabet and at least 10 digraphs.</p> <p>Read words consistent with their phonic knowledge by sound-blending.</p> <p>Read aloud simple sentences and books that are consistent with their phonic knowledge, including some common exception words.</p> <p>ELG: Writing</p> <p>Write recognisable letters, most of which are correctly formed.</p> <p>Spell words by identifying sounds in them and representing the sounds with a letter or letters.</p> <p>Write simple phrases and sentences that can be read by others.</p>	<p>ELG: Number</p> <p>Have a deep understanding of number to 10, including the composition of each number;</p> <p>Subitise (recognise quantities without counting) up to 5; - Automatically recall (without reference to rhymes, counting or other aids) number bonds up to 5 (including subtraction facts) and some number bonds to 10, including double facts.</p> <p>ELG: Numerical Patterns</p> <p>Verbally count beyond 20, recognising the pattern of the counting system; - Compare quantities up to 10 in different contexts, recognising when one quantity is greater than, less than or the same as the other quantity.</p> <p>Explore and represent patterns within numbers up to 10, including evens and odds, double facts and how quantities can be distributed equally.</p>	<p>ELG: Past and Present</p> <p>Talk about the lives of the people around them and their roles in society.</p> <p>Know some similarities and differences between things in the past and now, drawing on their experiences and what has been read in class.</p> <p>Understand the past through settings, characters and events encountered in books read in class and storytelling.</p> <p>ELG: People, Culture and Communities</p> <p>Describe their immediate environment using knowledge from observation, discussion, stories, non-fiction texts and maps.</p> <p>Know some similarities and differences between different religious and cultural communities in this country, drawing on their experiences and what has been read in class.</p> <p>Explain some similarities and differences between life in this country and life in other countries, drawing on knowledge from stories, non-fiction texts and – when appropriate – maps.</p> <p>ELG: The Natural World</p> <p>Explore the natural world around them, making observations and drawing pictures of animals and plants.</p> <p>Know some similarities and differences between the natural world around them and contrasting environments, drawing on their experiences and what has been read in class.</p> <p>Understand some important processes and changes in the natural world around them, including the seasons and changing states of matter.</p>	<p>ELG: Creating with Materials</p> <p>Safely use and explore a variety of materials, tools and techniques, experimenting with colour, design, texture, form and function.</p> <p>Share their creations, explaining the process they have used; - Make use of props and materials when role playing characters in narratives and stories.</p> <p>ELG: Being Imaginative and Expressive</p> <p>Invent, adapt and recount narratives and stories with peers and their teacher.</p> <p>Sing a range of well-known nursery rhymes and songs; Perform songs, rhymes, poems and stories with others, and – when appropriate – try to move in time with music.</p>

It is important for parents and early years settings to have a strong and respectful partnership. This sets the scene for children to thrive in the early years.